



National Council of
Urban Indian Health



EXCELLENCE · EQUITY · EFFECTIVENESS

Applying Indigenous Data Collection and Evaluations to Increase Behavioral Health Grant Funding

November 3rd, 2021


2:00 PM EST

Jami Bartgis & Dr. Candace Fleming, One Fire Associates, LLC



Your feedback is important!

[Take the Evaluation Survey](#)



SCAN ME



Agenda

Time Allocated	Topic	Presenter(s)
2:00 p.m. EST	Welcome	Sebouh Kouyoumjian
2:03 p.m. EST	Housekeeping: <ul style="list-style-type: none">• About NCUIH• House Keeping• Asking Questions & Emoji engagement guidance• Upcoming events	Sebouh Kouyoumjian
2:04 p.m. EST	Introduction of Dr. Jami Bartgis & Dr. Candace Fleming	Sebouh Kouyoumjian
2:05 p.m. EST	Intro and Land Acknowledgement	Dr. Jami Bartgis
2:12 p.m. EST	Data Indicators That Are Relevant to Indigenous People	Dr. Candace Fleming
2:21 p.m. EST	Secondary Data Sources National	Dr. Jami Bartgis
2:30 pm EST	Secondary Data Sources Local and Regional	Dr. Candace Fleming
2:39 p.m. EST	Primary data to support applications	Dr. Candace Fleming & Jami Bartgis
2:47 p.m. EST	Strategies to organize data for proposals	Dr. Candace Fleming
2:50p.m. EST	Generosity & Interdependence	Dr. Jami Bartgis
2:55 p.m. EST	Post Survey and Upcoming Events	Sebouh Kouyoumjian
3:00 p.m. EST	Adjourn	Sebouh Kouyoumjian



ABOUT NCUIH

The National Council of Urban Indian Health (NCUIH) is the national non-profit organization devoted to the support and development of quality, accessible, and culturally-competent health and public health services for American Indians and Alaska Natives (AI/ANs) living in urban areas.

NCUIH is the only national representative of the 41 Title V Urban Indian Organizations (UIOs) under the Indian Health Service (IHS) in the Indian Health Care Improvement Act (IHCIA). NCUIH strives to improve the health of the over 70% of the AI/AN population that lives in urban areas, supported by quality, accessible health care centers.

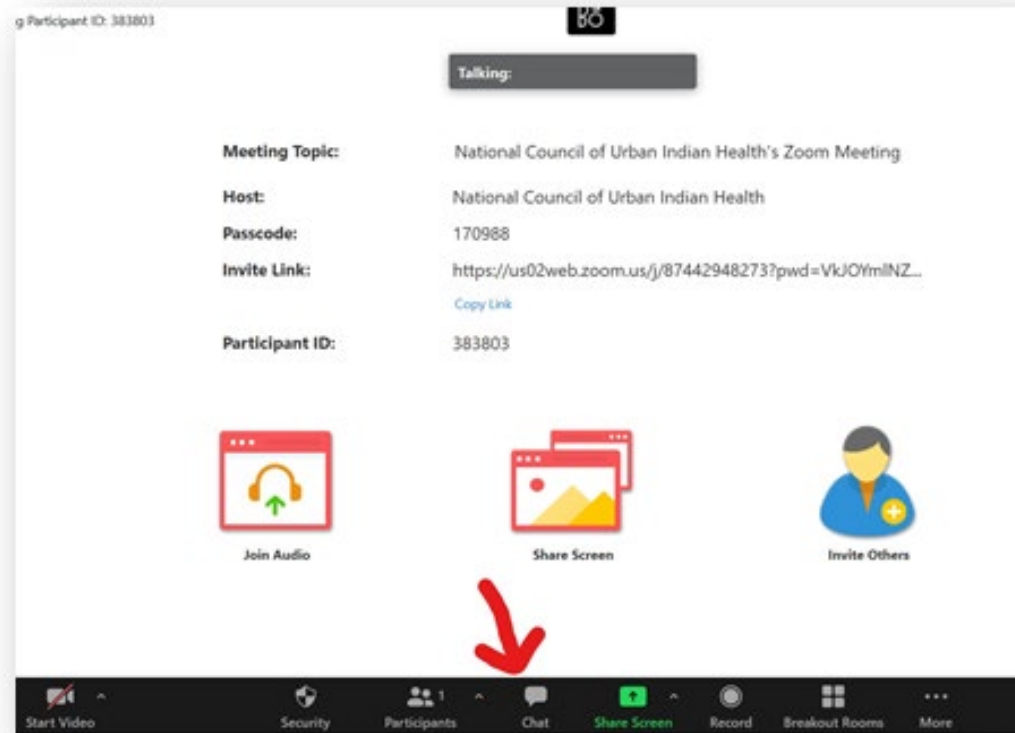


Housekeeping

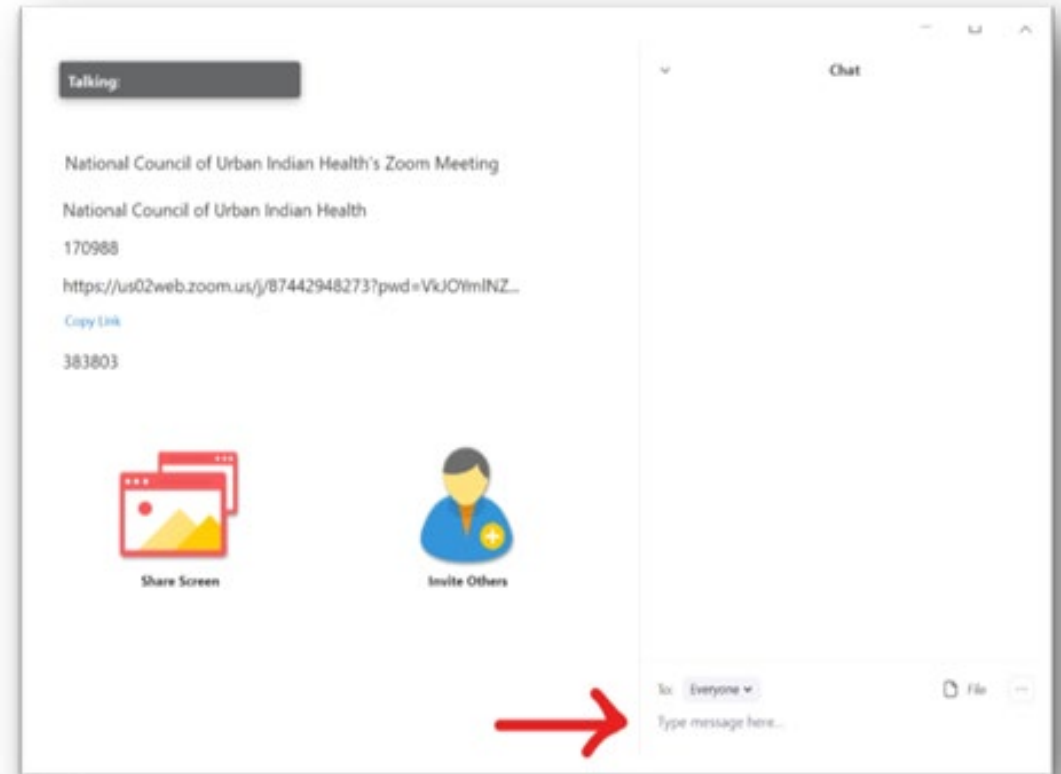
- Webinar is being recorded
- All mics have been muted
- Questions can be typed into the chat box
- Emojis based feedback will also be used during session
- Instructions will be provided
- There will be a session activity after presentations
- Q&A session will be offered at the end of this session

How To Ask A Question Or Comment

First, select “Chat” at the bottom of your ZOOM screen

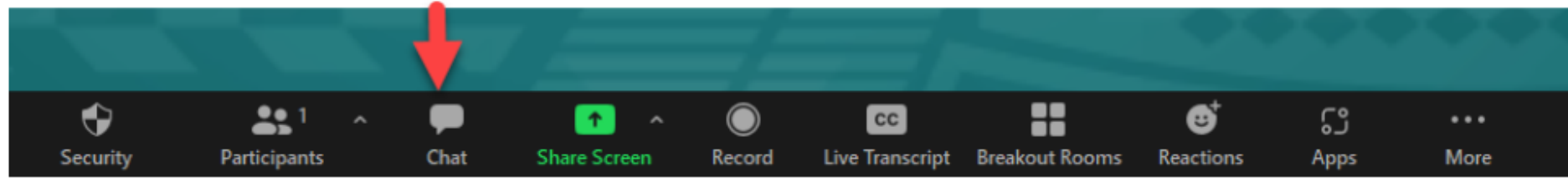


Then, type your question or comment into the chat box that will appear on the right

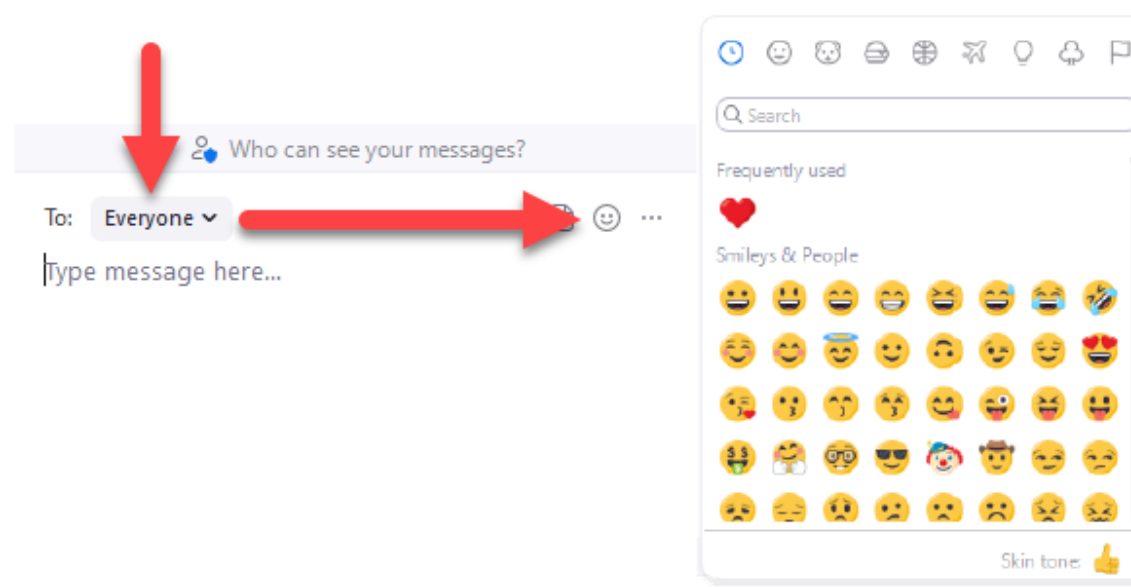


How to use the emojis for this session

To use emojis to respond, first open the Chat box.



Make sure your chat box setting reads “Everyone” and then open the smiley face to select your emoji.



Upcoming Events

Charting Your Course: Navigating Funding Streams to Support Your Health Programs- 2021 BH COL Series:

- **11/16/21** | "CEDAR Branch: Strategic Planning for Community Advisory Boards": Charting Your Course: Navigating Funding Streams to Support Your Health Programs (Session 3 of 3)

Messengers In Health COL:

- **11/17/21** | "*Messengers In Health*: Tis The Season To Vaccinate – Flu, Pneumonia, And Covid-19" : Messengers In Health Community Of Learning Session (2 of 3)



Presenter




Jami Bartgis (Cherokee Nation)
President and CEO,
One Fire Associates, LLC



Dr. Candace Fleming
(Kickapoo/Oneida/Cherokee)
Senior Research Director,
One Fire Associates, LLC



Identifying, Organizing and Collecting Local Meaningful Data to Increase Indigenous Behavioral Health Grant Funding

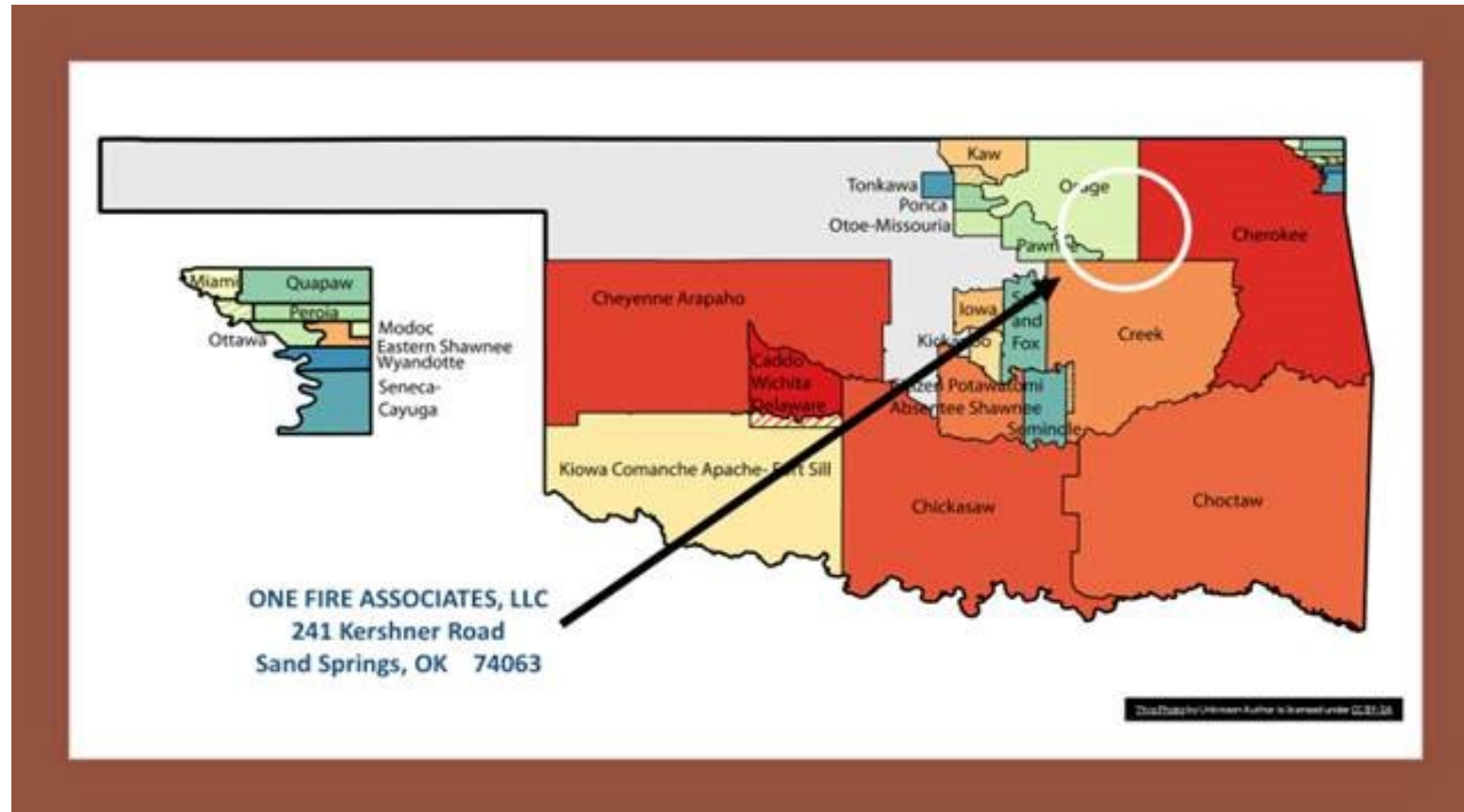


One Fire
Associates, LLC

Presentation for National Council of Urban Indian Health, November 3, 2021



Land Acknowledgement



Building Research/Evaluation



ONE FIRE ASSOCIATES

One Fire Associates is committed to providing quality and culturally grounded evaluation, research, capacity building, and community mobilization for tribal nations and communities to **promote the quality of life for the people being served**



Learning Objectives

- Identify culturally relevant data
- Learn about secondary data sources
- Consider primary data to support applications
- Learn about strategies to organize data for proposals

Get To Know Your Peers

Let's gauge who's in the room:

Place the emoji that represents your facility in the chatbox:



= Full Ambulatory



= Limited Ambulatory



= Residential Treatment Center



= Outreach & Referral



= Other, Please specify



Exercise: Skills Check

Please use the emojis in the chat box to answer the questions:

Utilizing Local Data to Apply to BH Grant Funding
Skill Key:



= I'm a Jedi Master



= I'm Competent



= I'm a Beginner



= I'm a Newbie, let's get to work!

Data Indicators That Are Relevant to Indigenous People

Six Components of Health

Physical Health

- ▶ eats a well-balanced, diet
- ▶ exercises regularly
- ▶ avoids tobacco, alcohol, and drugs
- ▶ is free of disease

Emotional Health

- ▶ expresses emotions constructively
- ▶ asks for help when sad

Social Health

- ▶ respects others
- ▶ has supportive relationships
- ▶ expresses needs to others



Mental Health

- ▶ has high self-esteem
- ▶ enjoys trying new things
- ▶ is free of mental illness

Spiritual Health

- ▶ has a sense of purpose in life
- ▶ follows morals and values
- ▶ feels a unity with other human beings

Environmental Health

- ▶ has access to clean air and water
- ▶ has a clean and uncrowded living space
- ▶ recycles used paper, glass products, and aluminum

Culturally Relevant Data

Data that shows a need or strength of the Indigenous population or data that speaks to specific indigenous practices and knowledge.

- Data related to participation in cultural and community events.
- Data measuring cultural and/or community connectedness.
- Satisfaction of services

Secondary Data Sources National

- National citations
 - Federal Agencies (IHS, SAMHSA, HRSA, OJJDP, etc.)
 - Urban Indian Health Institute (UIHI)
 - Foundations, Centers, Institutes (KidsCount, Casey, Suicide Prevention Resource Centers, Johns Hopkins Center for AI Health, etc.)
 - PUBMED
 - US Census, Community-wide Survey like the Youth Risk Behavior Survey (YRBS)
- LET'S CHAT! What national data sources have you found to be helpful?





Home > Urban Indian Health >

Urban Indian Health Program Profiles

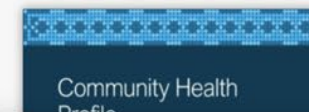
Explore service areas and programs promoting urban Indian health.



Download

[Community Health Profile, National Aggregate of Urban Indian Organization Service Areas](https://www.uihi.org/download/community-health-profile-national-aggregate-of-urban-indian-organization-service-areas/?wpdmdl=19113&refresh=617ff4f93c7921635775737)

<https://www.uihi.org/download/community-health-profile-national-aggregate-of-urban-indian-organization-service-areas/?wpdmdl=19113&refresh=617ff4f93c7921635775737>





Search



Advanced Search

All

Tables

Maps

Pages

Microdata

Help

FAQ

Feedback

The Census Bureau will not release its standard 2020 ACS 1-year estimates because of the impacts of the COVID-19 pandemic on data collection. Experimental estimates, developed from 2020 ACS 1-year data, will be available on the [ACS Experimental Data webpage](#) no later than November 30th.

United States

Populations and People

Income and Poverty

Education

Employment

Housing

Health

Business and Economy

Families and Living Arrangements

Race and Ethnicity

American Indian and Al...

3,727,135

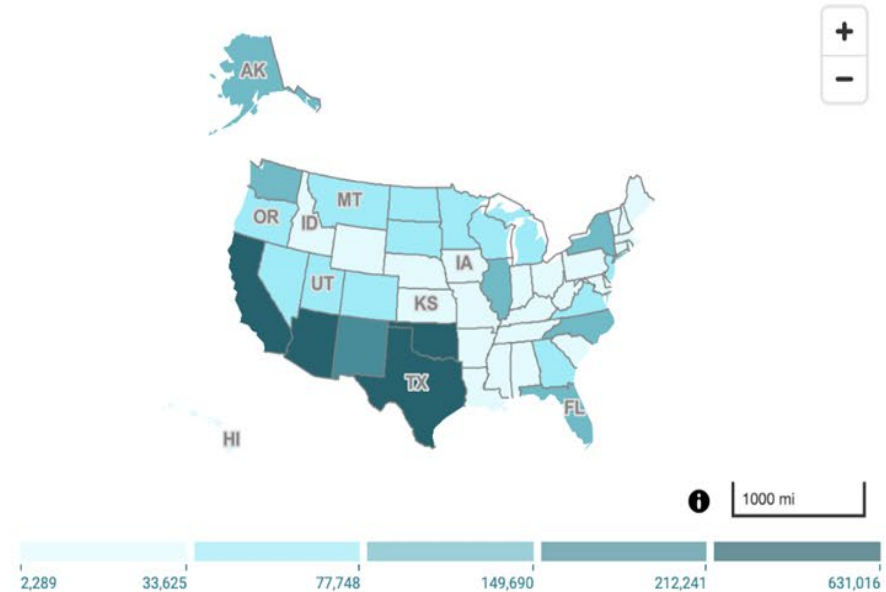
American Indian and Alaska Native alone in United States

Table:
P1

Table Survey/Program:
2020 Decennial Census

American Indian and Alaska Native alone for Al...

VIEW OPTIONS



CB American Community Survey

+

← → ↺

https://www.census.gov/programs-surveys/acs/data.html

☆ 🌐 ⋮

📱 Apps

📺 Netflix

⚙️ Settings

🎧 Shell Shakers: Sto...

📅 Calendly - Jami B...

📖 Reading List

United States[®]
Census
Bureau

🔍 Search

BROWSE BY TOPIC

EXPLORE DATA

LIBRARY

SURVEYS/ PROGRAMS

INFORMATION FOR...

FIND A CODE

ABOUT US

// Census.gov > Our Surveys & Programs > American Community Survey (ACS) > ACS Data

AMERICAN COMMUNITY SURVEY (ACS)

Experimental Data

Data Tables

Data Tools

Data via API

Summary File

Data via FTP

Variance Replicate Estimate Tables

Race/Ethnicity and American Indian & Alaska Native

Equal Employment Opportunity (EEO)

Custom Tables

< Back to American Community Survey (ACS)

f

t

in

American Community Survey Data

The American Community Survey (ACS) releases new data every year through a variety of data tables that you can access with different data tools. Learn more about the different types of tables and profiles powered by ACS data. We also have information about other special datasets, such as the ACS Experimental Data, ACS Summary File, and ACS Public Use Microdata Sample (PUMS) files.

Get Started Accessing ACS Data

Check out data.census.gov, the Census Bureau's main data dissemination tool. Here, you can access tables and maps with ACS data. You can also view data.census.gov Resources for step-by-step guidance, video tutorials, FAQs, and more.

GO TO DATA.CENSUS.GOV

data.census.gov Resources

Related Information

[Data](#)

[What is \[data.census.gov\]\(https://data.census.gov\)?](#)

You May Be Interested In

RELATED TOPICS

[Contact Us](#)

AROUND THE BUREAU

[Email Updates](#)

MOST POPULAR

[Share Your ACS Data Story](#)

The logo of the National Council of Urban Indian Health is a circular emblem. It features a stylized representation of a city skyline with a bridge, set against a background of a sun or moon. The text "NATIONAL COUNCIL OF URBAN INDIAN HEALTH" is written around the perimeter of the circle.

< Select another location

View U.S. Data



HEALTH IN OKLAHOMA

RANK
42

Children's good health is fundamental to their overall development, and ensuring kids are born healthy is the first step toward improving their life chances. Exposure to violence, family stress, inadequate housing, lack of preventive health care, poor nutrition, poverty and substance abuse undermine children's health. Poor health in childhood affects other critical aspects of a child's life, such as school readiness and attendance, and can have lasting consequences on their future health and well-being.

Learn more in the *2021 KIDS COUNT Data Book*.

COMPARE BY: [Change](#) / Race / Region

LOW BIRTH-WEIGHT BABIES

CHILDREN WITHOUT HEALTH INSURANCE

Subscribe to our newsletter to get our data, reports and news in your inbox.

ENTER EMAIL ADDRESS

SELECT ROLE

SUBSCRIBE



TEC-Map.jpeg



General Confid....docx



General Confid....docx



Show All



Search...



OUR PEOPLE



TIFFANI BEGAY
Faculty



SUPPORTERS

New Data Tool Maps COVID-19 Impact on American Indian and Alaska Native Tribes

Johns Hopkins Coronavirus Resource Center and Center for American Indian Health launch visualization of pandemic spread within Tribal Nations



Theme(s):
COVID-19 Response

The Johns Hopkins Coronavirus Resource Center today launches new data and maps illustrating the pandemic's



Secondary Data Sources

Local and Regional

Data Sources that are not within your agency:

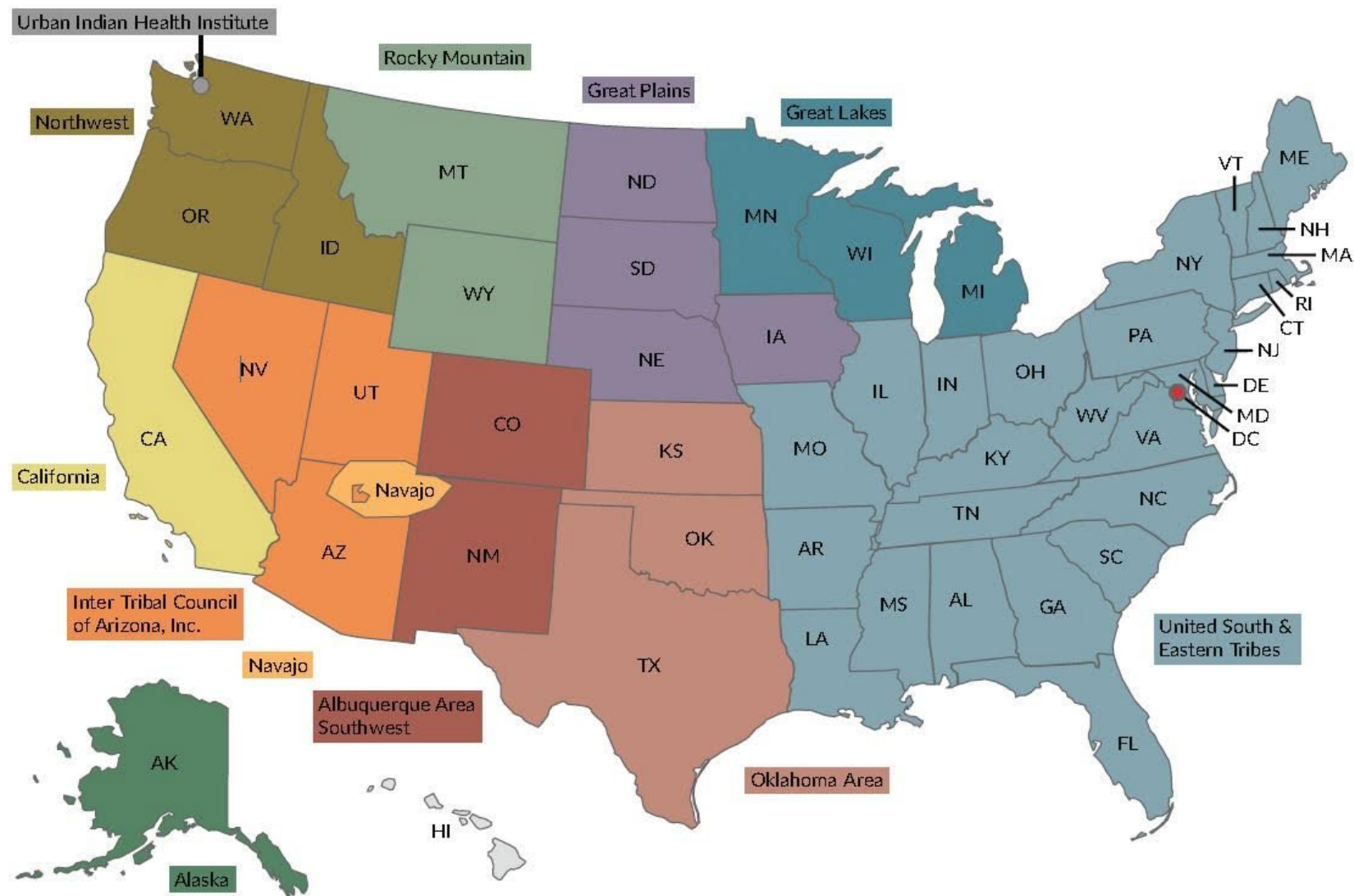
- Local citations
 - State/County Agencies: Schools, Behavioral Health, Family Services, Child Welfare, Juvenile Justice, etc.
- Tribal Epidemiology Centers
- LET'S CHAT! What local data sources have you found to be helpful?





TRIBAL EPIDEMIOLOGY CENTERS

Regional Locator Map



POLL

Programs which provide clinical and prevention health services have been submitting local data to the Indian Health Service for years.

“How successful has your program been in obtaining useful reports from the Indian Health Service that summarize your own specific data?”

1 = Not Successful to 5 - Very Successful



Primary Data Sources

Data you have within your agency/organization.

- Estimating capacity/need for services
 - non-duplicated number of people served
- Access Data: estimating access to care
 - Duplicated number of services, no-shows, cancellations, number/percentage of virtual

Example: Certified peer counselors provided 5,000 behavioral health contact services in 2020 to 500 unduplicated clients, an average of 10 contacts per client.

Issues with Your Primary Data

- Highlighting Issues/Needs for Care
 - Number/percentage of individuals screening positive (PHQ, GAD, etc.)
 - Number/percentage of individuals with various diagnoses
- Example: X Clinic served 5000 unduplicated clients clinic-wide in 2020 and of these, 1000 clients were diagnosed with a mood and/or anxiety disorder, representing 20% of the entire clinic population.

Strategies to Organize Your Data

- Excel is your friend! Spreadsheets are easy when learned
 - Literature reviews organizing citations using the tab feature to separate by topic
 - Aggregating data that is de-identified
 - Calculating basic and advanced statistics
- Specialized Applications/Calculators
 - Word Clouds
 - Online Calculators (percentage, mean, confidence intervals, t-tests)

Generosity & Interdependence

- Peer to Peer Sharing in Chat or Open Microphone:

“What tools and resources have you found helpful in gathering data to include in grant proposals?”

These will be noted and sent to you after the discussion.

WADO! THANK YOU!

Dr. Candace Fleming

drfleming@onefireassociates.org

Dr. Jami Bartgis

drbartgis@onefireassociates.org

www.onefireassociates.org






QUESTIONS?



Your
feedback is
important!

[Take the Evaluation Survey](#)



SCAN ME



Upcoming Events

Charting Your Course: Navigating Funding Streams to Support Your Health Programs- 2021 BH COL Series:

- 11/16/21 | "CEDAR Branch: Strategic Planning for Community Advisory Boards": Charting Your Course: Navigating Funding Streams to Support Your Health Programs (Session 3 of 3)

Messengers In Health COL Series:

- 11/17/21 | "*Messengers In Health*: Tis The Season To Vaccinate – Flu, Pneumonia, And Covid-19" : Messengers In Health Community Of Learning Session (2 of 3)





National Council of Urban Indian Health
924 Pennsylvania Avenue SE
Washington, DC 20003
ncuih.org

